


DYNAPAC

# CITY PAVER PORTFOLIO

F1800C / F1800W / SD1800C / SD1800W







THE MOST EFFICIENT PAVER IN ITS CLASS

# **CITY PAVING** **REDEFINED**







*F-Series & SD-Series:  
Both tracked or wheeled*

*Basic tractor width of 1,80 m*

*Working width from 0,70 to 4,70 m*

*Convenient transport dimensions  
even with a set of extensions*

*Laying capacity of 350 ton/h*

*Engine power of 54 kW*

THE DYNAPAC CITY PAVER is ideal for street and city road constructions and repair jobs.

The City Paver class includes two series: the F-Series, which comes with conventional controls, and the SD-Series, which comes with the PaveManager 2.0, a CAN-based control system featuring numerous automated functions and integrated leveling.

Both series have tracked and wheeled variants.



# FEATURES & BENEFITS CITY PAVER

---

## RELIABLE POWER SMART MOBILITY

### PLATFORM FOR OPERATOR COMFORT AND CONTROL

---

Slide out seats for more convenience and comfort. Single slide on the operator panel. Extendable roof for weather protection.

### QUICK SET UP AND CONVENIENT TRANSPORT

---

SetAssist  
Innovative quick coupling for extension boxes  
Foldable auger tunnel

### MATERIAL RECEIVING MADE EASY

---

10.5 t hopper capacity with front flaps dumping height of 520 mm Independent driven conveyors

### DAMPENED DOCKING

---

60 mm travel adjustment  
6° maximum pivot angle  
Safe Impact System available for both F- and SD-Series

### EFFICIENT POWER

---

Deutz TD 2.9L 4-cylinder 54kW StgV/T3.  
No regeneration process needed.



### PERFECT GRIP & SMOOTH DRIVE BEHAVIOUR

---


Wheel drive with 4.31 m turning circle (external)  
Reduced wear on the wheels  
Rear wheel 385/65 R22,5

### TRUCK ASSIST STOPS MISCOMMUNICATION

---

Safe truck docking, low noise operation, robust design.





## STABILITY AND CONTROL

Vario Screed V3500  
Dual tube design  
Max paving width 4,70 m

## MATERIAL TRANSFER MADE EASY

320 mm diameter  
Hydraulic height adjustment (200 mm)  
Auger width from 1,70 m to 3,15 m  
Proportional sensors/speed control

## WANT TO FIND OUT MORE?

Go to Dynapac Product Information and scan the QR code to enter the City Paver product site.



## SMOOTH MATERIAL FLOW

700 mm independent conveyor  
Individual tensioner at front  
Proportional sensors/speed control  
Two independent conveyor chains

## OPTIMIZED SIDE SHIELD ERGONOMICS

Design for greater comfort  
Limits the vibrations transported to the operator  
modular side shield system and can be connected to all sensors directly to the panel.

## ECCENTRIC FLEXI LEVER

Change your approach angle quickly and easily with optimal visual control of screed settings to adopt various layer thicknesses.  
Adjustment are made by a simple grip

## ELECTRIC OR GAS - YOUR CHOICE

An optimized electrical heating system, improved insulation, and a powerful generator ensure uniform heat distribution. Thanks to heating coils for bottom plates and tampers, the gas heating system has a remarkably shorter warm-up time.





# JOB SITE CONFIDENCE

Keep your team confident and healthy when operating on the job site. Ensure good working safety, ergonomics, and easy-to-use operating systems.

## MACHINE USABILITY

### FULL VISIBILITY EVEN DURING NIGHT JOBS

Additional LED lights and a powermoon enable more safety and awareness even in low-light environments.

### SMOOTH OPERATION

Effortless control is one of our key focus areas. Get more done with driven paver controls, hydraulic crowning, hydraulic auger height adjustment, and hydraulic side shields.

### SET AND GO

With fast and smooth transitions and quick responsiveness. SetAssist boosts the job site operation with automated pre-selected functions.

## ERGONOMICS

### EFFORTLESS PAVING

Stay in a comfortable working position with the Comfort Seats. A sliding mechanism for the seat always returns it to a straightforward position.

### MINIMIZED VIBRATIONS

Designed to avoid the transfer of vibrations to the operator.

### REACHABLE CONTROLS

The paver is designed to have all controls right there where you need them. The Dynapac HMI, Side Shield Controls, and the Dynapac Screed Remote are the key interfaces between the operator and the paver. The Split View at the remote offers more control from both sides.

## HEALTH & SAFETY

### KEEP THE FUMES AWAY

A high-capacity fume suction device ensures a cleaner working environment.

### REDUCED NOISE PRESSURE

Avoid health risks due to high noise exposure. The Dynapac 104 dB(A) guidelines are supported by an extremely quiet screed.

### LATEST STANDARD

At Dynapac, we follow the latest industry standards on safety and emissions.







**DYNAPAC**

SD1800W

**DYNAPAC**  
FAYAT GROUP









# HIGH PRODUCTIVITY

Increase job site productivity through efficient paving and compaction operation. Reduce downtime on the job site.

## APPLICATION THROUGHPUT & OUTPUT

### ONE MACHINE FOR ALL YOUR NEEDS

A bicycle lane in the morning, a public road at lunch, and a highway lane during the night. Advanced leveling systems, various working widths, and a quick coupling system make it possible.

### HIGH MANEUVERABILITY

A compact undercarriage allows fast repositioning and an immediate restart.

## IDLE & WAITING TIME

### HEATING-UP WITHOUT THE ENGINE

Enjoy quiet and fast heating up without any fuel consumption with gas-heated screeds.

### OPTIMIZED SERVICE ACCESS

Fast access to all maintenance points with the Dynapac Service Concept.

### SUPPORT SYSTEMS

Optimize your material receiving process & avoid idle time with MatManager / MatWiser.

## SET-UP, DISMANTLING & CLEANING TIME

### QUICK MACHINE CLEAN UP

Easy cleaning with the integrated emulsion spray equipment, including a tank and hose reel, a dedicated cleaning mode for conveyor, auger, and screed. The hydraulic front flap also comes with a cleaning-friendly design.

### FAST RELOCATION

Save your paving settings and restore them with the fully automatic SetAssist system.

### AVOID LONG PREPARATION TIMES

Fast setup times and ready to pave with the central lubrication system.

## PLANNING, FOLLOW-UP, DOCUMENTATION & CALCULATION

### KEEP THE OVERVIEW

Track your machine's status live with our telematics system Dyn@link.

### STAY CONNECTED

Choose and use the system you need with the integrated and wireless open CAN Interface to third-party solutions.

### DOCUMENTATION AS A PART OF YOUR JOB

Advanced job site documentation of all paving-related information with the MatManager and MatWiser.







# MAXIMUM UPTIME

A machine has to run to make money! Minimize non-productive times, avoid unscheduled break-downs.

## MAINTENANCE AND REPAIRS

### SERVICE AT ITS BEST

Easy access to all maintenance points and overall interventions thanks to the Dynapac Service Concept.

### SAFE AND SOUND

Extend your warranty with DynaPlus12 or DynaPlus24.

### GENUINE CARE

Preventive maintenance kits, genuine filters, fluids and lubricants, wear and repair kits all with the right competence and service support 24/7.

## MACHINE RELIABILITY AND POWER

### THE ENGINE YOU CAN RELY ON

Powerful and highly durable Deutz engines have driven our pavers around the world for around one million hours.

### TESTING ROUTINES

Noise emissions and safety-related functions are tested on every machine according to ISO 3744:2010, ISO 2867 and EN500.

### SELF DIAGNOSE & PREDICTIVE MAINTENANCE

Be always aware of the machine's status with Dyn@link and get early hints from PaveManager 2.

## SET-UP, DISMANTLING & CLEANING TIME

### QUICK MACHINE CLEAN-UP

Easy cleaning with the integrated emulsion spray equipment, complete with a tank and hose reel. A dedicated cleaning mode for the conveyor auger, screed, and a cleaning-friendly hydraulic front flap design.

### FAST RELOCATION

Save your paving settings and automatically restore them with the SetAssist system.

### PAINLESS JOBSITE RELOCATION

The practical and convenient extension box design enables the "ready-to-pave" transportation of the machine with widths of up to 4,1m while still staying within the 2,55m transport limit.















# HIGH QUALITY RESULTS

Avoid penalties and rework! Stabilize the quality of your paving and compaction jobs.

## EVENNESS

### STIFFEST SCREED IN THE MARKET

Avoid bending or torsion which will have a direct impact on the paved surface with Mid-Size Vario Screeds from Dynapac with Dual-Tube Guiding System.

### VARIETY OF LEVELING SYSTEMS

Advanced Leveling Solutions like MOBA or TF Sonic Sensors deliver a perfect and smooth execution of the paving job.

### EFFORTLESS SLOPE TRANSITIONS

Automatically create the right transitions for slope and crowning based on your project with the Screed Remote Control.

### AVOIDING LINES IN THE MAT

Optimize your material receiving with TruckAssist and avoid marks in the mat with the Safe Impact System and the Dynapac Stop-Unload technology.

## QUALITY DOCUMENTATION

### ONLINE ACCESS

Stay alert for errors, thanks to the intuitive Dyn@link automatic documentation.

### CHOOSE YOUR FAVORITE

The compatibility with 3rd party systems is provided. Simply add the job site optimizations system you prefer like the MatWiser with direct access to your pavers data.

### PAVING REPORT

Advanced jobsite documentation of all paving related information with MatManager and MatWiser.

## CONSISTENT HIGH COMPACTION LEVEL

### OPTIMIZED FLOW LEADS TO PERFECT FLOATING

Compaction with optimized energy consumption thanks to the material flow with a special shaped screed and an efficient tamper & vibration system.

### FIT ALL MATERIALS NEEDS

Easily find the right settings with Pave Manager 2 and the Dynapac screed remote controls.

### CONSISTENT SCREED TEMPERATURE

A constant heat distribution throughout the complete working width for tamper and bottom plates ensures better pavement quality.

## AVOIDANCE OF SEGREGATION

### HOMOGENEITY IS KEY

Minimized cross movement within the material with smart hopper design and wide conveyor tunnel.

### OPTIMIZED FLOW

An optimized material flow is made possible from the truck hopper to the end of the screed.

### QUICK AND EFFICIENT

Independent proportional conveyors and augers handle the material with ease.





# LOW COST OF OWNERSHIP

Improve the overall profitability of your investment by reducing the costs of operating the machine while maintaining a high equipment value.

## MAINTENANCE COST

---

### FAST ACCESS

Everything is quickly within reach with the Dynapac service concept.

### PERFECT TIMING

Plan your maintenance when the machine has free slots with Dyn@link.

### WEARING RESISTANT

One-time service with synchronized wearing behaviors for all wear parts.

## RESALE VALUE

---

### REDUCE ENGINE HOURS WHILE WORKING

With the gas-heated screeds, you can heat up your screed without having to keep the engine running, thus helping retain the machine's value.

### MADE IN GERMANY

High-quality components and the best of German engineering with the highest industry standards.

## PERSONNEL COST

---

### EASY LEARNING

Quickly learn how everything works with the user-friendly HMI, which enables teams to get going fast, saving you valuable time.

### DESIGNED TO STAY CLEAN

Avoid additional manual interaction or material in areas where it interferes with the paving process with the hydraulic front flaps, or simply make sure to have a failure-free material receiving process with TruckAssist.

## RUNNING COST

---

### ENGINE AUTOMATION

The 54 kW power provided by the engine is distributed to the paver functions through a smart, highly efficient system that ensures minimum power loss.

### EFFICIENT INTEGRATED CLEANING

The earlier you clean the easier and more efficient things are. With the integrated emulsion spray equipment, you always have the right dose available.

### ALWAYS THE RIGHT AMOUNT OF GREASE

Do not waste resources with our central lubrication system.











**DYNAPAC**  
FAYAT GROUP





# ENVIRONMENT AND SUSTAINABILITY

Protect the environment. Show your social responsibility and collect on tenders that require low CO2 and noise emissions.

## RECYCLING CONTENT

### RE-USE IS A CORE VALUE

All Dynapac machines are made out of up to 95% recyclable material.

### BRING IT ON

Dynapac Vario Screeds are designed to handle the most demanding materials out there, including high recyclable content material like RAP, polymer modified mixtures as well as low temperature mixtures like WMA.

## NOISE EMISSION

### TIGHT INTERNAL GUIDELINES

We have set the goal for all our machines to perform within a noise level range below 104 dB(A).

### TURN OFF TO GET READY

With Dynapac gas heated screeds there is no need of a running engine to heat up your screed.

## CARBON FOOTPRINT

### BUILD TO LAST

Preventive maintenance is crucial for a long machine service life and helps reduce overall emissions. The Dynapac Wear Part Kits and service concepts do all that and more!

### LOWER FOOTPRINT

The engine power you need, with intelligent power management. An efficient low-consumption engine leaves a reduced carbon emission, ideal for this class.

### OPTIMIZE YOUR OUTPUT

Stay in control of what you pave and just use the amount of material that's needed with the integrated material calculator and jobsite management systems like the MatManager.



# PAVING ESSENTIALS

Your satisfaction is key. We offer various options and best-in-class features. We are your partner on the road ahead.

## OPERATOR'S COMFORT



### REMOTE CONTROL

Access to everything you need right from where you need it. Direct control of your crowning and distance dependent functions as well as to your leveling settings. The package also contains an easy way for you to quickly calculate the material you have already used and the possibility to have two different speeds to extend or retract the screed.

### EXCELLENT HMI

The modularity between our pavers, both F- and SD-series, enables paving crews to easily switch and get going with the operation. No hassles, just paving.

## SD-SERIES CONTROL PANEL



### PAVEMANAGER 2.0

The SD1800 City Paver features Pavemanager 2.0, a CAN-Based control system that offers a wide variety of automated functions such as paving parameters, paving memory function and automatic crown and slope settings.

Operators receive constant feedback on the paving results, ensuring continuously optimized performance. Many of the adjustments made at the screed remote control can also be made from the dashboard and vice versa.

The remotes recognize all leveling equipment from MOBA and they can be used on either side of the paver. Both the dashboard and remote controls offer color displays and intuitive self-explanatory menus and functions. Symbols and pictures make handling even easier.

## F-SERIES DASHBOARD



### THE NEXT GENERATION OF CONVENTIONAL CONTROLS

Present in the F-Series, the time-tested toggle switches and straightforward controls enable an easy and intuitive operation.

The conventional electric system is self-explanatory and easy to maintain while providing an easy learning curve when changing crews. From the driver's position, all material-related functions can be set in manual or in automated mode for a fully automated material-handling process.



## HOPPER & CONVEYOR




### CHOOSE YOUR HOPPER MODEL

A specially shaped hopper allows you to receive and store the material conveniently and thus avoid physical and thermal segregation. Chamfers in the hopper's corners prevent the material from sticking there and guide it directly to the feeding conveyor in the middle of the machine.

Material handling is a critical point for a perfect paving result. Thanks to its 700 mm wide conveyor, with proportional speed control, the material can be transferred in bulk at all times, thus providing material to the augers which is quickly and gently distributed throughout the screed for an even and high-quality pavement.

## TRUCK & SET ASSIST



### STOP MISUNDERSTANDINGS

Dynapac's TruckAssist system is designed to help trucks dock correctly and safely with the paver by simplifying communication between the paver and truck driver. The system comprises two sturdy, dimmable LED bars which are strategically positioned on both hopper edges.

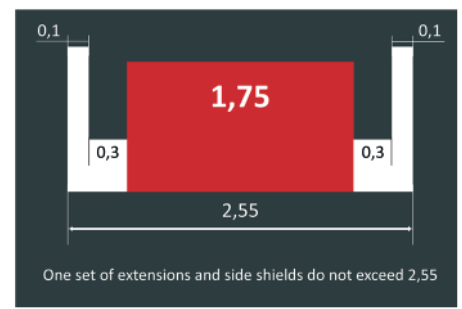
The LED bars allow safe, efficient communication between the drivers of the paver and the truck, and enable the paver driver to remain in control with the truck docking process at all times, avoiding hard contact to the paver. Furthermore, this feature is particularly useful in low noise areas, reducing the need to use the horn.

### CONVENIENT RELOCATION

Fast relocation and machine setup, to be ready for the next job without losing time. Simply save all the machine settings with the push of a button by using the SetAssist system.

SetAssist saves all relevant machine parameters and restores them later on for functions like hopper wings and front flap, auger height, screed lift, and conveyor. All you need for smooth transitions and relocation at the construction site.

## COMPACT DIMENSIONS



### SMART MOBILITY

When it comes to city paving, mobility is crucial. The Dynapac City Paver is quick and easy in every aspect. It features many smart systems especially designed to make life easier before paving starts.

Truck transportation is possible with one set of extensions attached, in a configuration of up to 4.10 m paving width. When more width is needed, the extension's easy coupling system makes its attachment easy and safe.

Thanks to foldable auger tunnel plates and patented quick coupling screed extension boxes, the paver can be conveniently transferred from one job site to the next.

---

STABILITY & CONTROL: Two key factors to obtain a perfect result. Discover the Vario Screed V3500.

### PROVEN QUALITY - DUAL TUBE DESIGN

---

#### DESIGN INSPIRED ON OUR HIGHWAY PAVERS

Dynapac's time-tested screeds are known for stability and paving quality. The V3500 screed is a reflection of our bigger models. This brings the same quality in a small form-factor for greater results in small scale projects.

### QUIET OPERATION

---

#### RUBBER MOUNTINGS FOR THE FOOTSTEP PLATES

Due to the rubber mountings that avoid all the metal-to-metal contact, the new V3500 operates at a very low noise emission level while providing a much better environment for the screed operators. The neighborhood will also appreciate the silence!

### ERGONOMIC WORKPLACE

---

#### ALL-ROUND VISIBILITY

In addition to effective compaction, the Dynapac screed offers great accessibility. The low height gives you a superior view into the auger compartment and constant control over the material flow. The low-profile screed provides a central, safe, and ergonomic workplace.

### SMART ECCENTRIC FLEXI LEVER

---

#### EASY AND SAFE OPERATION WITH ONE GRIP

Dynapac's unique Flexi Lever quickly and conveniently changes the angle of approach. This offers more visual control of screed settings to adopt various layer thicknesses during the paving process. The adjustment is made with a simple grip.

### IMPROVED SIDE SHIELD DESIGN

---

#### HIGHWAY PAVER INSPIRED SIDE SHIELD

The Highway Paver style is also available for its smaller "brother" with its well-proven design and integrated controls. The new design comes with fewer vibrations & less oscillations to keep things in focus.

#### PAVE CLOSER TO WALLS

A new handrail position allows complete folding of the sensor retainer above the side shield, reducing the space needed for paving.

#### NEW CRANK GEARBOX

A more reliable system always supplies maximum flexibility.




# V3500 VARIO SCREED FOR CITY PAVERS



## QUICK COUPLING IS... QUICK!

Always find the right position without searching for it with Dynapac's quick coupling mechanism. Simply slide over the sleeve and the system is automatically locked. And that with maximum freedom to easily rotate the coupling and find the right adjustment.



## ELECTRICAL OR GAS HEATED SCREEDS?

Dynapac's optimized electrical heating system features improved insulation and a stronger generator with significantly reduced heat-up time. The generator is driven by a flexible shaft from the gear box that offers great reliability and reduced maintenance.

The machine is able to achieve uniform heat distribution with new heating coils for bottom plates and tampers. For even shorter heat-up time and lower fuel consumption, the gas heating system is your right choice.





Wiesphal Baumaschinen • 0171 8106483

DYNAPAC

MW



# COST CONTROL THAT SAVES BIG

Being active in the road construction business requires considerable investment. Every square meter involves an operational cost composed of fixed costs such as interest on equipment acquired, labor costs, insurance and equipment depreciation, but also variable costs such as expenses for fuel, wear and maintenance.

## SERVICE COMMITTED TO YOUR FUTURE

### GENUINE PARTS AND KITS

- Preventive maintenance kits
- Genuine Filters
- Fluids and lubricants
- Wear and repair kits
- Upgrade Kits

### SERVICE

- Right competence
- Training program
- Inspection & service program
- Extended Warranty & Service Agreement

### CONSUMABLES

- Road Milling Tools (bits)

## PREVENT THE COST OF A BREAKDOWN

### REGULAR MAINTENANCE PREVENTS COSTLY STANDSTILLS.

Equipment breakdowns have a direct impact on your productivity. No production means no revenue, but the fixed costs stay the same, resulting in lower profitability. By avoiding breakdowns and increasing the reliability of your machine, you will be able to produce more per year, which will immediately improve your profitability.

### COMPONENTS DESIGNED TO REDUCE COST OF MAINTENANCE

- Trackpads with thicker rubber increase lifetime
- Conveyor bottom plates with symmetric design for double use
- Generator with shaft drive for longer lifetime
- Long-lasting screed heating coils with plug connections
- Screed bottom plates in Hardox 500


## PREVENTIVE MAINTENANCE KITS

### REGULAR MAINTENANCE PREVENTS COSTLY STANDSTILLS.

Equipment breakdowns have a direct impact on your productivity. No production means no revenue, but the fixed costs stay the same, resulting in lower profitability. By avoiding breakdowns and increasing the reliability of your machine, you will be able to produce more per year, which will immediately improve your profitability.

### EASY OF ACCESS TO ALL MAINTENANCE POINTS

- Hydraulic components conveniently located the left side
- Coolers, air filter as well as generator access the right side
- Engine from front, top and bottom
- Electrical components from the platform
- Oil drain facility on the left side
- Fuel tank accessible from the left side
- Over 320 l capacity for long interval between refills





# TECHNICAL DATA

## CITY PAVER RANGE

TECHNICAL DATA	F1800C	F1800W	SC1800C	SD1800W
<b>MASSES</b>				
Weight (incl. standard screed)	10.50 t	10.30 t	10.50 t	10.30 t
<b>DIMENSIONS</b>				
Basic width	1.80 m	1.80 m	1.80 m	1.80 m
Working width (max)	4.70 m	4.70 m	4.70 m	4.70 m
Working width (basic screed)	3.50 m	3.50 m	3.50 m	3.50 m
Working width (min)	0.70 m	0.70 m	0.70 m	0.70 m
<b>CAPACITY</b>				
Placement thickness (max)	200 mm	200 mm	200 mm	200 mm
Theor. placement capacity	350 t/h	350 t/h	350 t/h	350 t/h
<b>MATERIAL HOPPER</b>				
Capacity	10.5 t	10.5 t	10.5 t	10.5 t
Dumping height	0.5 m	0.5 m	0.5 m	0.5 m
Hopper width (internal)	3.05 m	3.05 m	3.05 m	3.05 m
<b>TRACTION</b>				
Max. paving speed	25 m/min	25 m/min	25 m/min	25 m/min
Transport speed	4 km/h	15 km/h	4 km/h	15 km/h
<b>ENGINE</b>				
Manufacturer/Model	Deutz, 2.9I TD 4-cylinder	Deutz, 2.9I TD 4-cylinder	Deutz, 2.9I TD 4-cylinder	Deutz, 2.9I TD 4-cylinder
Emissions accord. to	Stage V / Tier 3	Stage V / Tier 3	Stage V / Tier 3	Stage V / Tier 3
Rated power	54 kW @2200 rpm	54 kW @2200 rpm	54 kW @2200 rpm	54 kW @2200 rpm
Electrical system	24 V	24 V	24 V	24 V
Fuel tank capacity	73 l	73 l	73 l	73 l
<b>CONVEYOR</b>				
Conveyor type	Dual bar feeder	Dual bar feeder	Dual bar feeder	Dual bar feeder
Conveyor width	700mm	700 mm	700 mm	700 mm
<b>AUGER</b>				
Auger diameter	320 mm	320 mm	320 mm	320 mm
Height adjustment	200 mm	200 mm	200 mm	200 mm