



TECHNICAL DATA

MASSES

Basic weight (incl. standard screed) 18.5 t

DIMENSIONS

Basic width 2.55 m

Working width, max. 9 m

Working width, minimum (with reducing shoe) 2.05 m

Front ramp angle 15°

CAPACITY

Placement thickness (max) 310 mm

Theoretical placement capacity 750 t/h

Minimum paving level 150 mm

MATERIAL HOPPER

Capacity 6.0 m³

Dumping height (center/outside) 555 mm /560 mm

Hopper width, internal 3292 mm

TRACTION

Maximum paving speed 30 m/min

Transport speed 4.0 km/h

ENGINE

Emissions according to Stage IIIA (Tier 3)

Rated power, SAE J1995 129 kW @ 2200 rpm with stepless rpm control

Electrical system 24 V

Fuel tank capacity 337 l

ENGINE

Emissions according to India BS IV

Rated power, SAE J1995 129 kW @ 2200 rpm

Electrical system 24 V

Fuel tank capacity 362 l

UNDERCARRIAGE

Crawler length 2900 mm

Crawler width 320 mm

CONVEYOR

Conveyor type Dual bar feeder

Conveyor width 2 x 655 mm

Conveyor control Automatic with limit switches

AUGER

Auger diameter 380 mm

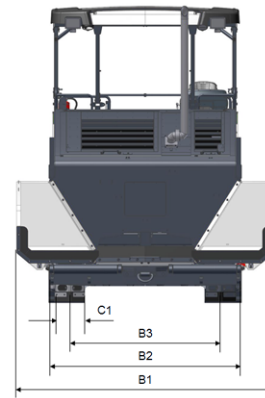
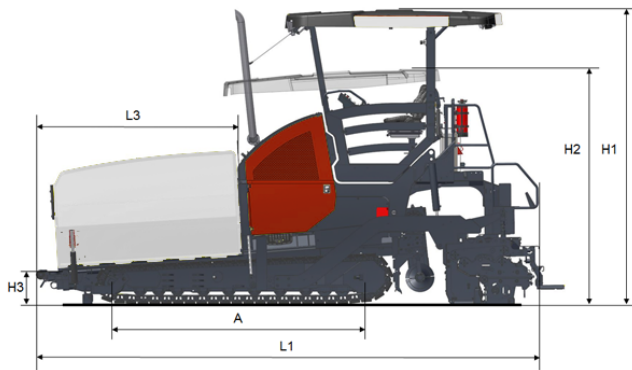
Auger control Automatic with ultrasonic sensors

Find us locally at www.dynapac.com

We reserve the right to change specifications without notice. Photos and illustrations do not always show standard versions of machines. The above information is a general description only, all informations are supplied without liability.



DIMENSIONS



DIMENSIONS

A. Axle track	2900 mm
B1. Width, max.	3400 mm
B2. Width, standard	2550 mm
B3. Width, center of tracks	1992 mm
C1. Track width	320 mm
H1. Height, max.	3900 mm
H2. Height, transport	3100 mm
H3. Height	492 mm
L1. Length	6145 mm
L3. Length, hopper	2123 mm

STANDARD EQUIPMENT


Fixed, pivotable

OPTIONAL EQUIPMENT

Hydraulic damping and stepless adjustable (20cm) with automatic function

Find us locally at www.dynapac.com

We reserve the right to change specifications without notice. Photos and illustrations do not always show standard versions of machines. The above information is a general description only, all informations are supplied without liability.



COMPATIBLE SCREEDS

V5100 TV / TV E



V6000 TV / TV E



■ 750 mm extension box ■ 1275 mm V5100 section
■ 350 mm extension box ■ 1500 mm V6000 section

Find us locally at www.dynapac.com

We reserve the right to change specifications without notice. Photos and illustrations do not always show standard versions of machines. The above information is a general description only, all informations are supplied without liability.