



- Stay safe with great overview
- Extend your paving season with the Dynapac THE screed
- The PROTAC can spray 200g/m² with a uniform and even spray pattern
- Spray up to 6.5m wide roads – stepless
- The slidable spray bars automatically follow the screed movement

TECHNICAL DATA

MASSES

Basic weight (incl. standard screed) 23.30 t

DIMENSIONS

Working width, max. 9.7 m
 Front ramp angle 14°
 Rear ramp angle 12°
 Spraying width, max 6.5 m

CAPACITY

Paving thickness (max/min) -150 /310 mm

MATERIAL HOPPER

Dumping height (center/outside) 555/560 mm
 Hopper width, internal 3.29 m

TRACTION

Max. paving speed 28 m/min
 Max. transport speed 4 km/h

SPRAYING SEGMENT

Emulsion tank capacity 2.100 l electrical heated
 Number of nozzles 25
 Number of spray bars 3
 Filling interface 2" thread -G 2-11-A
 Spray bar Slidable spray bars, which follow the screed movement automatically.
 Spray rate min/max 0.2 /1.6 kg/m²

ENGINE

Manufacturer/Model Cummins B6.7-C200
 Emissions according to Stage V /US EPA T4f
 Rated power, SAE J1995 149 kW @ 2200 rpm
 Electrical system 24 V
 DEF tank capacity 37 l
 Fuel tank capacity 362 l

UNDERCARRIAGE

Crawler length 3.36 m
 Final drive Hydrostatic final drives with hydraulic motors and planetary gear box

CONVEYOR

Conveyor type Dual conveyor, reversible
 Conveyor control Proportional with paddle sensors
 Conveyor width 2 X 655 mm

AUGER

Auger diameter 430 mm
 Auger control Independent proportional with sonic sensors


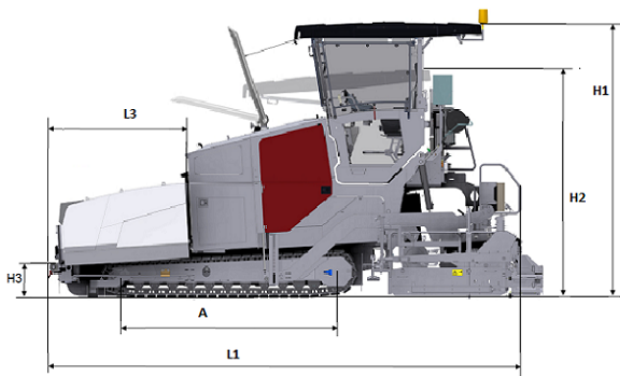
Find us locally at www.dynapac.com

We reserve the right to change specifications without notice. Photos and illustrations do not always show standard versions of machines. The above information is a general description only, all informations are supplied without liability.



- Stay safe with great overview
- Extend your paving season with the Dynapac THE screed
- The PROTAC can spray 200g/m² with a uniform and even spray pattern
- Spray up to 6.5m wide roads – stepless
- The slidable spray bars automatically follow the screed movement

DIMENSIONS




DIMENSIONS

A. Axle track	3.36 m
B1. Width, max.	3.46 m
B2. Width, standard	2.55 m
B3. Width, center of tracks	1.99 m
C1. Track width	0.32 m
H1. Height, max.	3.90 m
H2. Height, transport	3.09 m
H3. Height	0.49 m
L1. Length	7.53 m
L3. Length, hopper	2.07 m

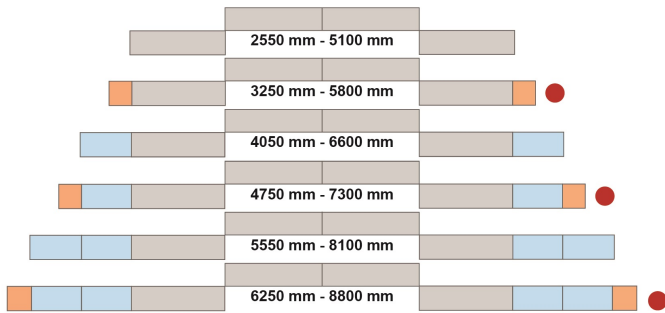
Find us locally at www.dynapac.com

We reserve the right to change specifications without notice. Photos and illustrations do not always show standard versions of machines. The above information is a general description only, all informations are supplied without liability.



COMPATIBLE SCREEDS

V5100 TV E / TH E



V6000 TV E / TH E



- 750 mm extension box
- 1275 mm V5100 section
- 350 mm extension box
- 1500 mm V6000 section
- Not available for TH E screeds

Find us locally at www.dynapac.com

We reserve the right to change specifications without notice. Photos and illustrations do not always show standard versions of machines. The above information is a general description only, all informations are supplied without liability.